

# SET-UP SHEET

X4F'24 SET-UP SHEET VER.1 ©XRAY

# XRAY X4F'24

RACE **Basic For ETS Asphalt**

TRACK \_\_\_\_\_

NAME **XRAY Factory** DATE \_\_\_\_\_

TRACK TEMP.	QUAL POS.	FINAL POS.	BEST LAP TIME	LAPS	TIME
			/sec	/	

**TRACK**

TRACK SURFACE  CARPET  ASPHALT

TRACK LAYOUT  TECHNICAL  MIXED  FAST

TRACTION  LOW  MEDIUM  HIGH

**FRONT TRANSMISSION REAR**

GEAR DIFFERENTIAL - OIL **100K** /cst

PINION / T \_\_\_\_\_ SPUR GEAR / T \_\_\_\_\_ FINAL DRIVE RATIO \_\_\_\_\_

FRONT	SHOCKS	REAR
<b>2.5-2.8</b>	<b>XRAY SPRINGS</b>	<b>2.6</b>
<b>350</b>	<b>OIL /Cst</b>	<b>350</b>
<b>0</b>	<b>REBOUND %</b>	<b>0</b>
<input type="checkbox"/> YES <input checked="" type="checkbox"/> NO	<b>FOAM INSERTS</b>	<input type="checkbox"/> YES <input checked="" type="checkbox"/> NO

4 HOLES  1.1mm  1.2mm  PSS

4 HOLES  1.1mm  1.2mm  PSS

SHOCK LENGTH **8.5** /mm

**1.2** THICKNESS/mm **ANTI-ROLL BAR** THICKNESS/mm **1.2**

**TIRES**

**30min** ADDITIVE TIMING **30min**

FRONT LEFT FRONT RIGHT REAR LEFT REAR RIGHT

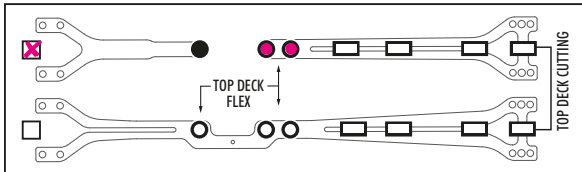
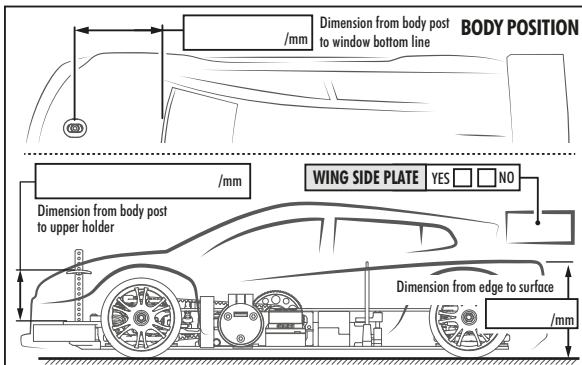
TREATED AREA

TOTAL WEIGHT \_\_\_\_\_ /g WEIGHT BALANCE FRONT \_\_\_\_\_ % REAR \_\_\_\_\_ %

MOTOR \_\_\_\_\_ TIMING \_\_\_\_\_

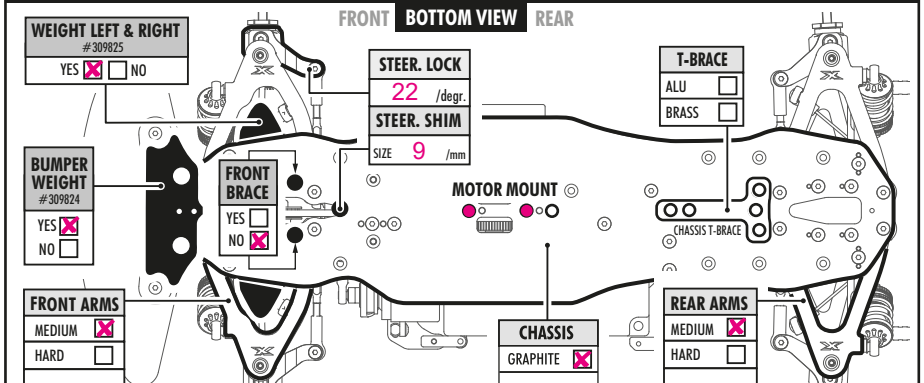
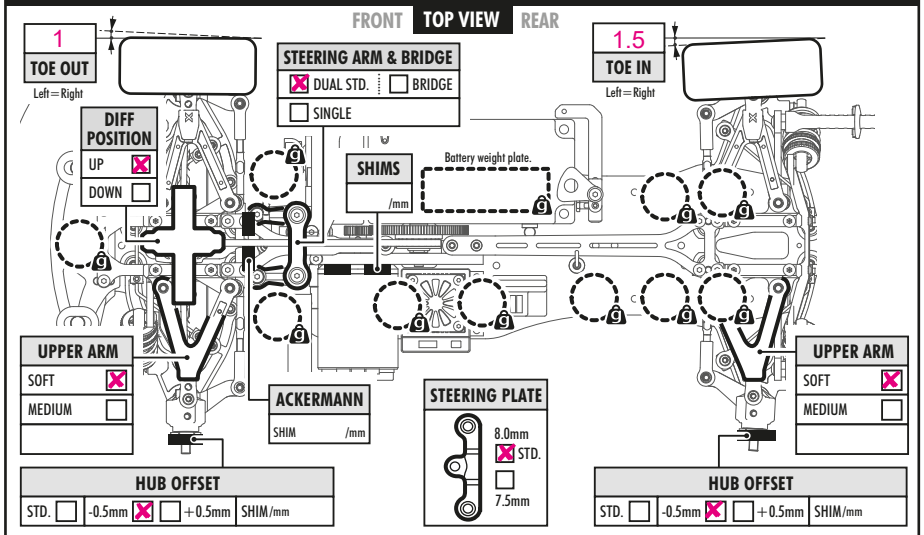
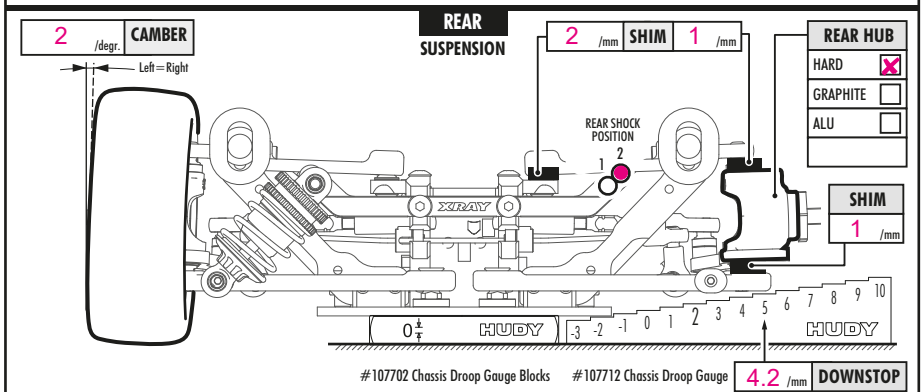
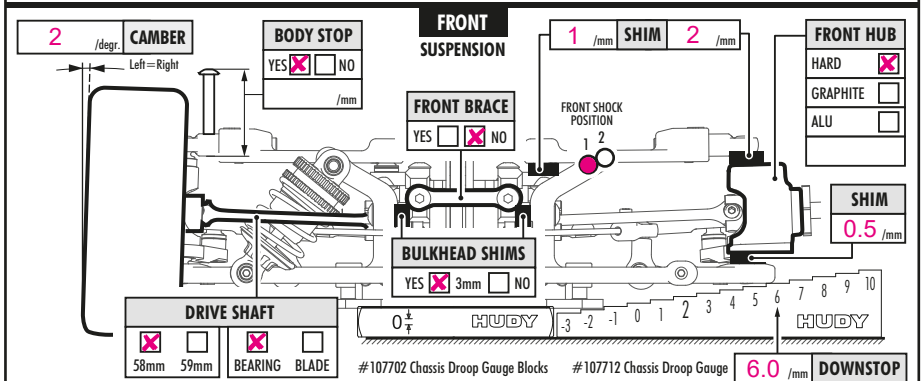
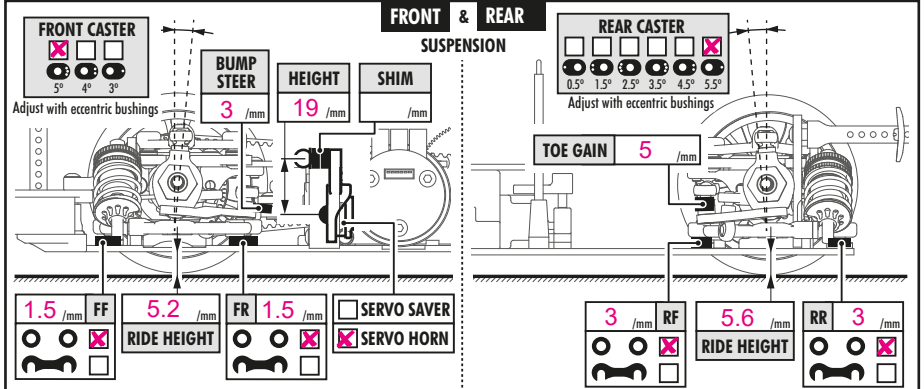
ESC \_\_\_\_\_ BATTERIES \_\_\_\_\_

BODY \_\_\_\_\_ WING \_\_\_\_\_



**FRONT ARMS** MEDIUM  HARD

**REAR ARMS** MEDIUM  HARD



COMMENTS